

Draft Cycling Strategy:Full Report

Draft Cycling Strategy:Full Report	1
Overview	3
Introduction	3
<i>Question 1: What is your name?</i>	3
<i>Question 2: What is your email address?</i>	3
<i>Question 3: In taking part in this consultation, are you? (tick all that apply)</i>	3
<i>Table of "Resident / Employee / Representative"</i>	3
<i>Question 4: Have you had a chance to read through the Draft Cycling Strategy and associated documents?</i>	4
<i>Table of "Read Strategy"</i>	4
Cycling Behaviour	6
<i>Question 5: Approximately how often do you currently cycle within Hammersmith & Fulham?</i>	6
<i>Table of "Cycle Behaviour"</i>	6
<i>Question 6: If you currently cycle within Hammersmith & Fulham, what is the main purpose?</i>	6
<i>Table of "Purpose of cycling"</i>	6
Objectives of Strategy	8
<i>Question 7: Do you agree with the Objectives proposed for the Cycling Strategy contained in Section 1? Are there any amendments or other objectives that we should include?</i>	8
<i>Question 8: Overall, how supportive are you of the proposed Objectives for the Cycling Strategy?</i>	8
<i>Table of "Support for Objectives"</i>	8
Cycling in Hammersmith & Fulham	9
<i>Question 9: Do you agree with the Challenges and Opportunities for cycling discussed in Section 3? Are there any other Challenges and Opportunities that we should include?</i>	9
<i>Question 10: In your opinion, how well have we covered the key Challenges and Opportunities for cycling in the Borough?</i>	9
<i>Table of "Support for Challenges and Opportunities"</i>	9

Benefits of Cycling	10
<i>Question 11: Do you agree with the Benefits of Cycling outlined in Section 4? Are there any other Benefits that we should include?</i>	10
<i>Question 12: In your opinion, how well have we covered the key Benefits of Cycling in the Borough?</i>	10
<i>Table of "Support for Benefits"</i>	10
Way Forward	11
<i>Question 13: What do you think about our proposed Way Forward for cycling contained in Section 5? What other measures (if any) should we include in the Way Forward?</i>	11
<i>Question 14: Overall, how supportive are you of the proposed Way Forward for cycling in the Borough?</i>	11
<i>Table of "Support for Way Forward"</i>	11
Summary	12
<i>Question 15: To what extent do you think that the Cycling Strategy will encourage more cycling (and more people to cycle) within the Borough?</i>	12
<i>Table of "Strategy will encourage cycling"</i>	12
<i>Question 16: Overall, how supportive are you of the Draft Hammersmith & Fulham Cycling Strategy?</i>	12
<i>Table of "Support for Strategy"</i>	12
<i>Question 17: Are there any other comments you would like to make Hammersmith & Fulham Council aware of when considering the Cycling Strategy?</i>	13
About Yourself	14
<i>Question 18: What is your age group?</i>	14
<i>Table of "Age"</i>	14
<i>Question 19: What is your gender?</i>	14
<i>Table of "Gender"</i>	15
<i>Question 20: What is your ethnicity?</i>	15
<i>Table of "Ethnicity"</i>	15

Overview

This report was created on Tuesday 03 February 2015 at 10:00.

From **10/12/2014** to **02/02/2015**, London Borough of Hammersmith and Fulham ran a consultation entitled '*Draft Cycling Strategy*'. This report covers the online element of the consultation process, which was run from <http://lbhf.citizenspace.com/transport-and-technical-services/draft-cycling-strategy>

Introduction

Question 1: What is your name?

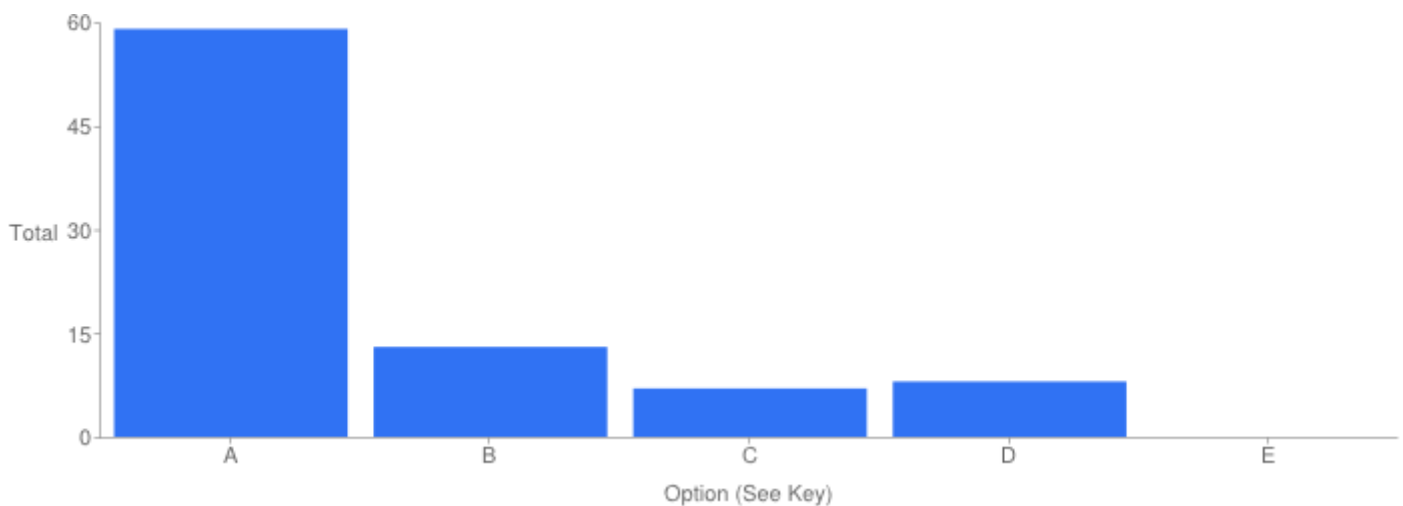
There are **81** responses to this part of the question.

Question 2: What is your email address?

There are **75** responses to this part of the question.

Question 3: In taking part in this consultation, are you? (tick all that apply)

Table of "Resident / Employee / Representative"



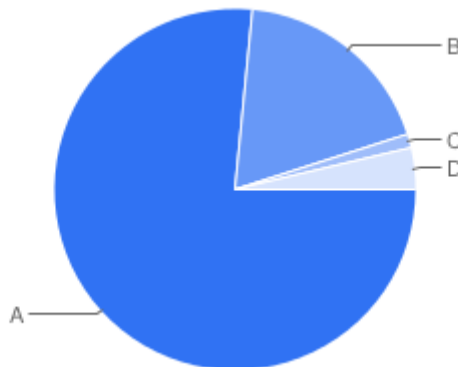
Key	Option	Total	Percent of All
A	A resident of Hammersmith & Fulham?	59	72.84%

Key	Option	Total	Percent of All
B	An employee or student within Hammersmith & Fulham?	13	16.05%
C	A representative of an organisation or business (please specify in box below)	7	8.642%
D	Other (please specify in box below)	8	9.877%
E	Not Answered	0	0%

There are 14 responses to this part of the question.

Question 4: Have you had a chance to read through the Draft Cycling Strategy and associated documents?

Table of "Read Strategy"

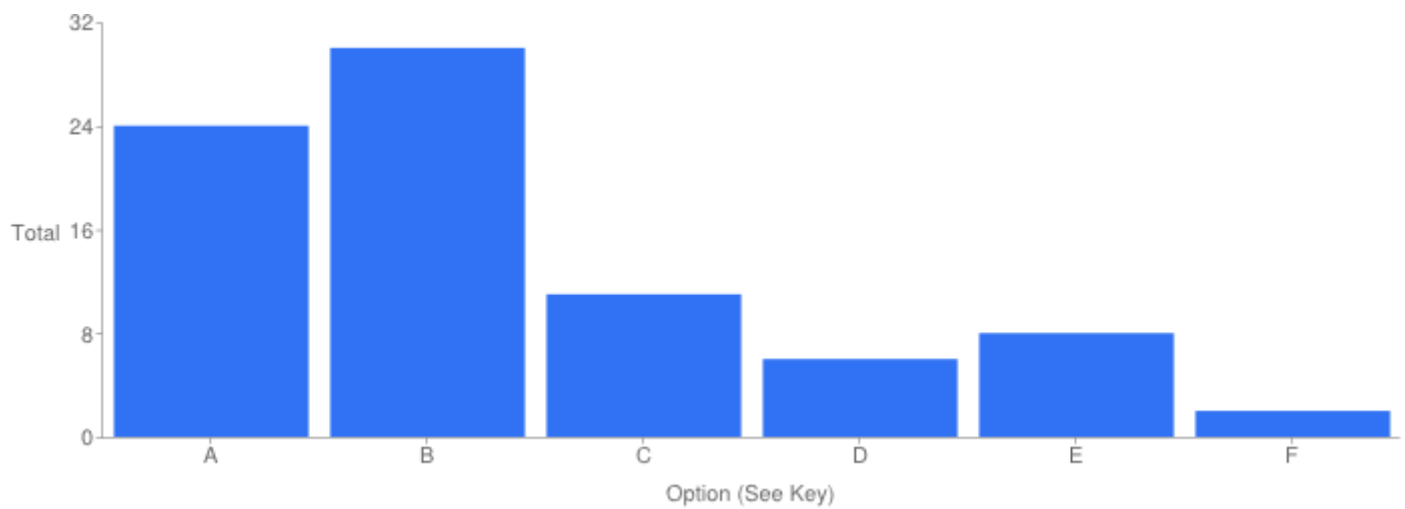


Key	Option	Total	Percent of All
A	Yes	62	76.54%
B	No	15	18.52%
C	Don't Know	1	1.235%
D	Not Answered	3	3.704%

Cycling Behaviour

Question 5: Approximately how often do you currently cycle within Hammersmith & Fulham?

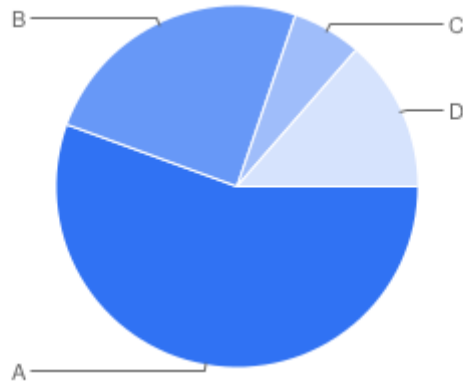
Table of "Cycle Behaviour"



Key	Option	Total	Percent of All
A	Everyday	24	29.63%
B	Most days a week	30	37.04%
C	Once a week	11	13.58%
D	Rarely	6	7.407%
E	Never	8	9.877%
F	Not Answered	2	2.469%

Question 6: If you currently cycle within Hammersmith & Fulham, what is the main purpose?

Table of "Purpose of cycling"



Key	Option	Total	Percent of All
A	To get to work or place of study	45	55.56%
B	To go shopping or to get to place of entertainment / recreation	20	24.69%
C	For leisure or to keep fit	5	6.173%
D	Not Answered	11	13.58%

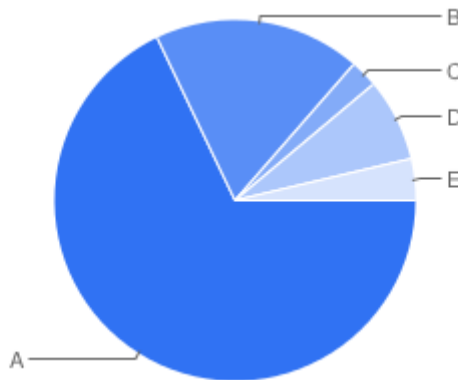
Objectives of Strategy

Question 7: Do you agree with the Objectives proposed for the Cycling Strategy contained in Section 1? Are there any amendments or other objectives that we should include?

There are 71 responses to this part of the question.

Question 8: Overall, how supportive are you of the proposed Objectives for the Cycling Strategy?

Table of "Support for Objectives"



Key	Option	Total	Percent of All
A	I fully support the Objectives	55	67.90%
B	I partly support the Objectives	15	18.52%
C	I do not support the Objectives	2	2.469%
D	Don't know	6	7.407%
E	Not Answered	3	3.704%

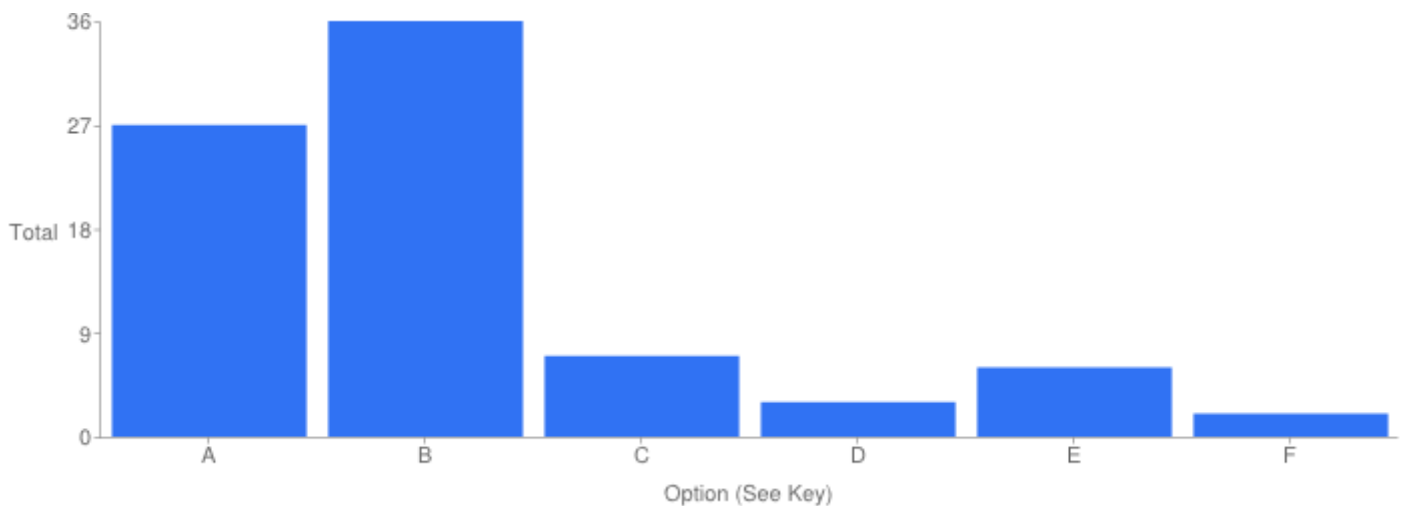
Cycling in Hammersmith & Fulham

Question 9: Do you agree with the Challenges and Opportunities for cycling discussed in Section 3? Are there any other Challenges and Opportunities that we should include?

There are **61** responses to this part of the question.

Question 10: In your opinion, how well have we covered the key Challenges and Opportunities for cycling in the Borough?

Table of "Support for Challenges and Opportunities"



Key	Option	Total	Percent of All
A	Very well	27	33.33%
B	Fairly well	36	44.44%
C	Not very well	7	8.642%
D	Not at all well	3	3.704%
E	Don't know	6	7.407%
F	Not Answered	2	2.469%

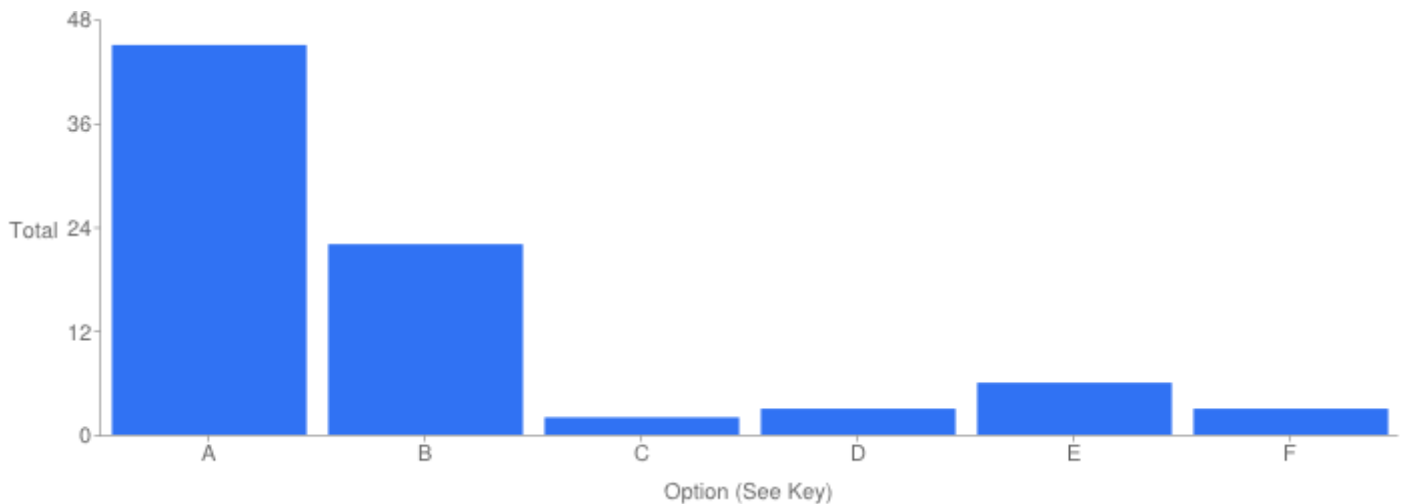
Benefits of Cycling

Question 11: Do you agree with the Benefits of Cycling outlined in Section 4? Are there any other Benefits that we should include?

There are **58** responses to this part of the question.

Question 12: In your opinion, how well have we covered the key Benefits of Cycling in the Borough?

Table of "Support for Benefits"



Key	Option	Total	Percent of All
A	Very well	45	55.56%
B	Fairly well	22	27.16%
C	Not very well	2	2.469%
D	Not at all well	3	3.704%
E	Don't know	6	7.407%
F	Not Answered	3	3.704%

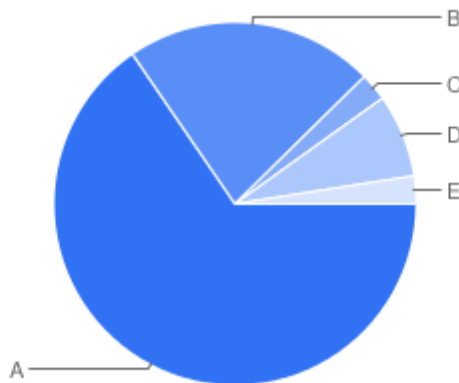
Way Forward

Question 13: What do you think about our proposed Way Forward for cycling contained in Section 5? What other measures (if any) should we include in the Way Forward?

There are **58** responses to this part of the question.

Question 14: Overall, how supportive are you of the proposed Way Forward for cycling in the Borough?

Table of "Support for Way Forward"

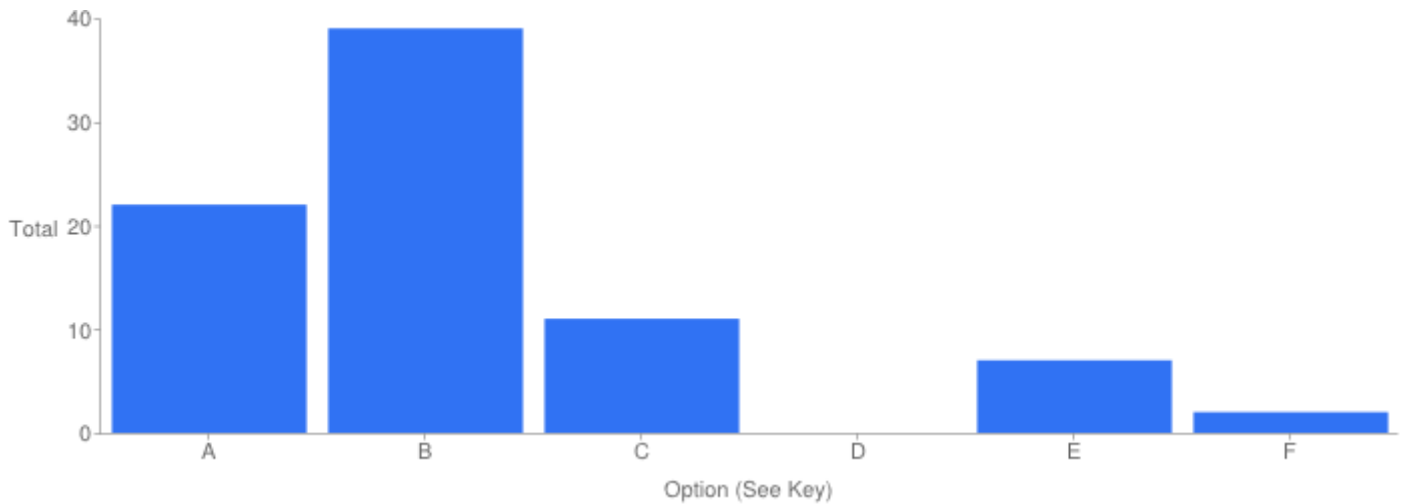


Key	Option	Total	Percent of All
A	I fully support the Way Forward	53	65.43%
B	I partly support the Way Forward	18	22.22%
C	I do not support the Way Forward	2	2.469%
D	Don't know	6	7.407%
E	Not Answered	2	2.469%

Summary

Question 15: To what extent do you think that the Cycling Strategy will encourage more cycling (and more people to cycle) within the Borough?

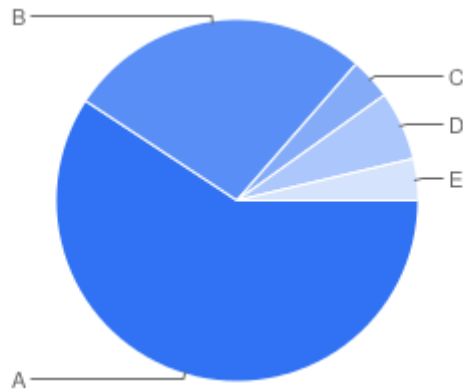
Table of "Strategy will encourage cycling"



Key	Option	Total	Percent of All
A	To a great extent	22	27.16%
B	To a moderate extent	39	48.15%
C	To a small extent	11	13.58%
D	Not at all	0	0%
E	Don't know	7	8.642%
F	Not Answered	2	2.469%

Question 16: Overall, how supportive are you of the Draft Hammersmith & Fulham Cycling Strategy?

Table of "Support for Strategy"



Key	Option	Total	Percent of All
A	I fully support the Draft Strategy	48	59.26%
B	I partly support the Draft Strategy	22	27.16%
C	I do not support the Draft Strategy	3	3.704%
D	Don't know	5	6.173%
E	Not Answered	3	3.704%

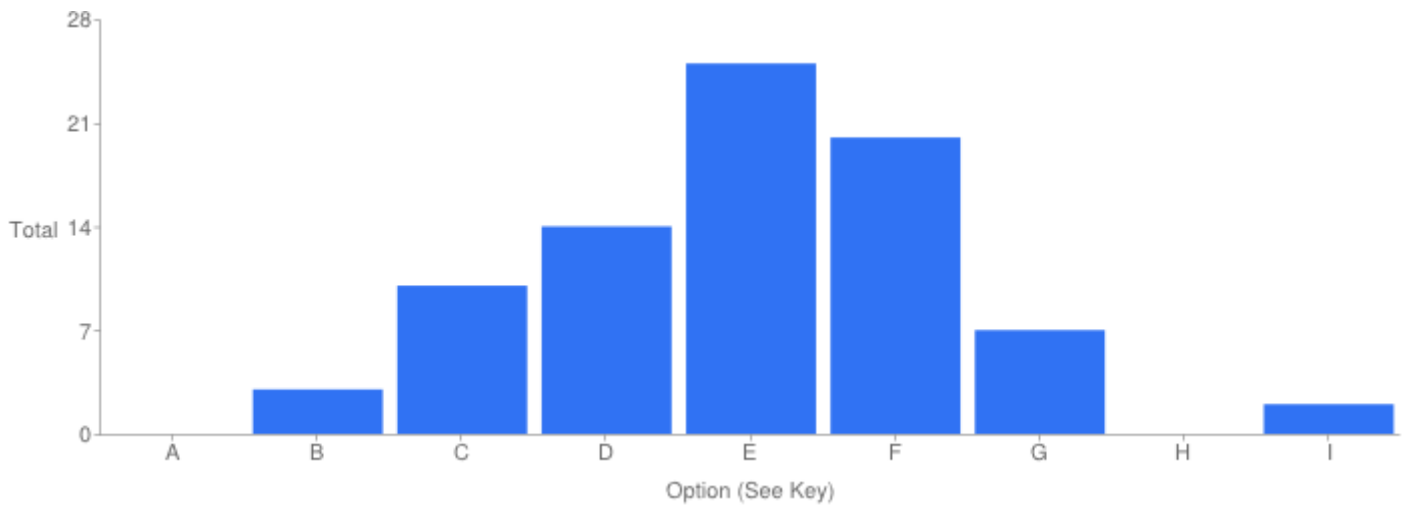
Question 17: Are there any other comments you would like to make Hammersmith & Fulham Council aware of when considering the Cycling Strategy?

There are **57** responses to this part of the question.

About Yourself

Question 18: What is your age group?

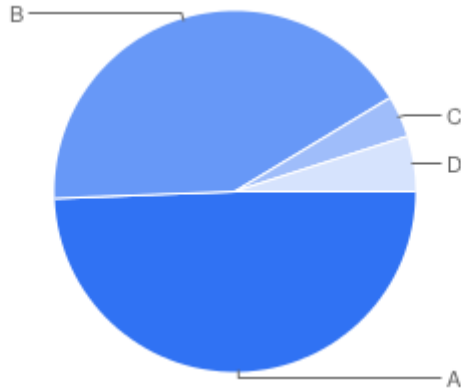
Table of "Age"



Key	Option	Total	Percent of All
A	<15 years old	0	0%
B	16-24 years old	3	3.704%
C	25-34 years old	10	12.35%
D	35-44 years old	14	17.28%
E	45-54 years old	25	30.86%
F	55-64 years old	20	24.69%
G	65+ years old	7	8.642%
H	Prefer Not to Say	0	0%
I	Not Answered	2	2.469%

Question 19: What is your gender?

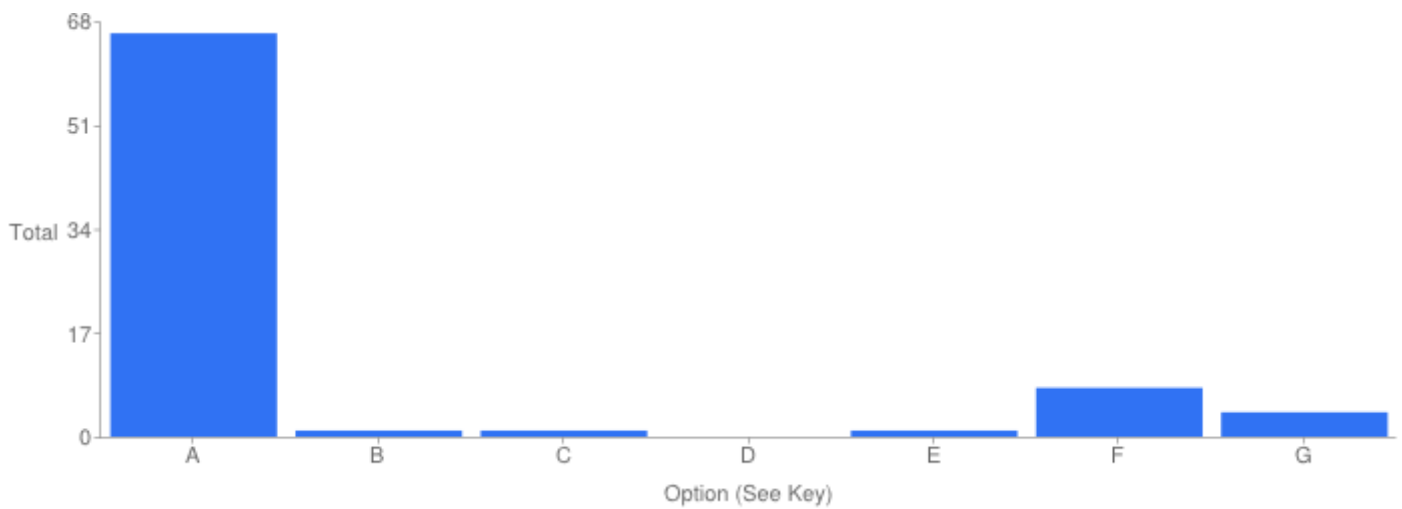
Table of "Gender"



Key	Option	Total	Percent of All
A	Male	40	49.38%
B	Female	34	41.98%
C	Prefer not to say	3	3.704%
D	Not Answered	4	4.938%

Question 20: What is your ethnicity?

Table of "Ethnicity"



Key	Option	Total	Percent of All
A	White	66	81.48%
B	Mixed / multiple ethnic groups	1	1.235%
C	Asian / Asian British	1	1.235%
D	Black / African / Caribbean / Black British	0	0%
E	Other ethnic group	1	1.235%
F	Prefer not to say	8	9.877%
G	Not Answered	4	4.938%